

4Z375-CF TRIANGLE STATIONARY LOUVER W/CHANNEL FRAME

STANDARD CONSTRUCTION FRAME

4" deep, 6063-T5 extruded aluminum.
.081" nominal wall thickness.

BLADES
6063-T5 extruded aluminum.
.081" nominal wall thickness.
Blades are positioned at a 37.5° angle and spaced on approximately 5.062" centers.

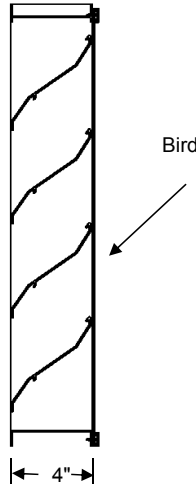
SCREEN
3/4" x .051" thick, flattened expanded metal, aluminum bird screen in removable frame. Screen will add approximately 1/2" to the depth of the louver.

FINISH
Mill

MINIMUM LOUVER SIZE
12"w x 12"h

MAXIMUM LOUVER SIZE
70 sq. ft. per section
Single section size not to exceed 120"w x 84"h or 84"w x 120"h.
Louvers exceeding maximum single section size will be built in multiple sections and require field assembly.

BLADE BRACE SUPPORT ANGLES
Depending on louver size, windload or other special requirements, louvers will have rear mounted blade support angles that will increase overall depth of the louver.



STANDARD FEATURES

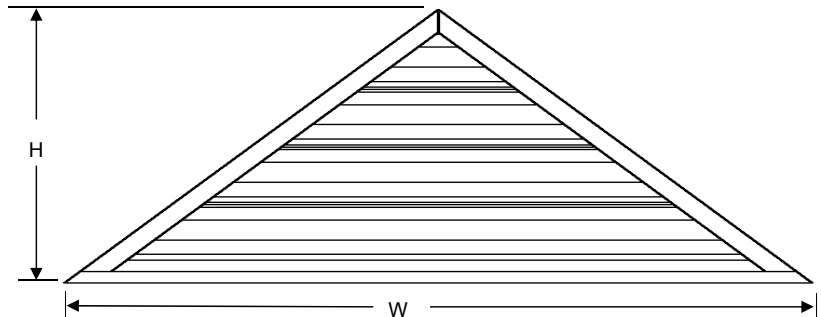
- Aluminum construction providing high resistance to corrosion.
- All welded construction for strength and durability.
- Hidden mullions allow for continuous blade appearance.

OPTIONS AVAILABLE

- Options available at additional cost include:
- Security Bars.
 - Bird/Insect screens. (See Screen Submittal)
 - Blank-off Panels. (Standard or insulated)

FINISHES

- Baked Enamel.
- Kynar.
- Prime coat.
- Clear and Color Anodized. (Some variation in Anodized color consistency is possible)



Contact Air Performance for any additional information or special requirements

Note: Triangles built 1/4" smaller than opening size.

QTY	OPENING SIZE (inches)		OPTIONS	TAG
	WIDTH (W)	HEIGHT (H)		

PROJECT: _____

CONTRACTOR: _____

LOCATION: _____

REPRESENTATIVE: _____

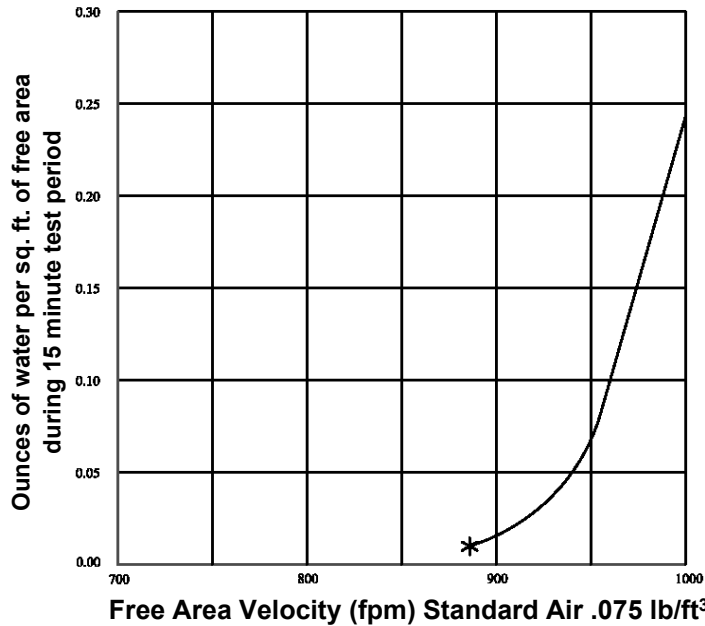
DATE: _____

ARCHITECT/ENGR: _____

4Z375-CF/FF PERFORMANCE DATA SHEET

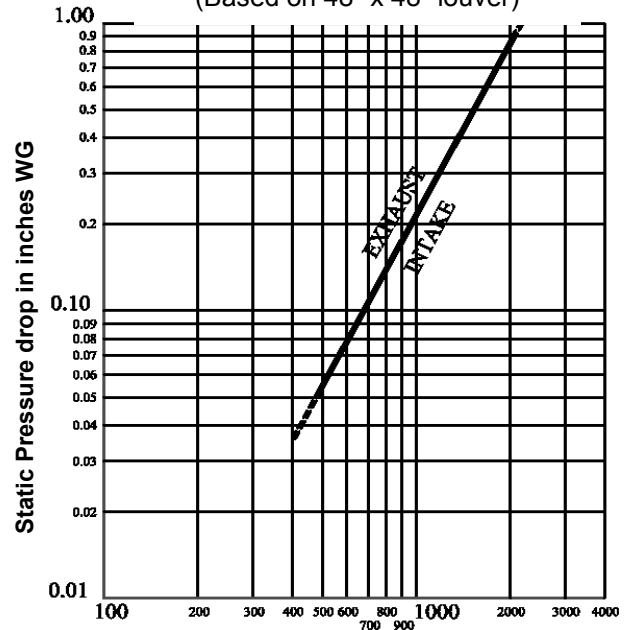
WATER PENETRATION

* Beginning point of water penetration is 886 fpm
(Based on 48" x 48" louver)



PRESSURE DROP

(Based on 48" x 48" louver)



Data corrected to standard air density,
Tested to AMCA figure 5.5

WATER PENETRATION

AMCA defines the beginning point of water penetration as the free area velocity at which 0.01 ounces or less of water per square foot of louver free area is measured to pass through a 48" x 48" louver during a 15 minute period. The AMCA water penetration test provides test data for the comparison of louver designs as to efficiency in resisting the penetration of rainfall under specific laboratory test conditions.

Louver size determination

_____ cfm /	_____ fpm =	_____ ft ²
air flow volume	free area velocity @ beginning point of water penetration	Required Louver Free Area
Select louver size from Free Area Chart below, based on required louver free area above		
Determine pressure drop from Pressure Drop Chart based on required louver free area above		



Air Performance, Inc. certifies that the product line shown herein is licensed to bear the AMCA seal. The ratings shown are based on tests and procedures performed in accordance with AMCA Publication 511 and comply with the requirements of the AMCA Certified Ratings Program. The AMCA Certified Rating Seal applies to water penetration and air performance ratings for rectangular louvers only.

4Z375-CF/FF FREE AREA CHART

Free area chart shows square feet of free area for various louver sizes

LOUVER WIDTH IN INCHES

LOUVER HEIGHT IN INCHES

	12	18	24	30	36	42	48	54	60	66	72	78	84	90	96	102	108	114	120
12	0.34	0.54	0.75	0.96	1.16	1.37	1.58	1.78	1.99	2.20	2.40	2.61	2.82	3.03	3.23	3.44	3.65	3.85	4.06
18	0.60	0.98	1.35	1.72	2.09	2.47	2.84	3.21	3.58	3.95	4.33	4.70	5.07	5.44	5.81	6.19	6.56	6.93	7.30
24	0.83	1.35	1.86	2.38	2.89	3.40	3.92	4.43	4.95	5.46	5.97	6.49	7.00	7.51	8.03	8.54	9.06	9.57	10.08
30	1.04	1.69	2.33	2.97	3.61	4.26	4.90	5.54	6.18	6.82	7.47	8.11	8.75	9.39	10.04	10.68	11.32	11.96	12.60
36	1.31	2.12	2.93	3.74	4.55	5.36	6.17	6.98	7.79	8.60	9.41	10.22	11.02	11.83	12.64	13.45	14.26	15.07	15.88
42	1.57	2.53	3.49	4.45	5.42	6.38	7.34	8.31	9.27	10.23	11.20	12.16	13.12	14.09	15.05	16.01	16.97	17.94	18.90
48	1.83	2.96	4.09	5.22	6.35	7.48	8.65	9.73	10.86	11.99	13.12	14.25	15.37	16.50	17.63	18.76	19.89	21.02	22.15
54	2.09	3.37	4.66	5.94	7.23	8.51	9.79	11.08	12.36	13.65	14.93	16.22	17.50	18.79	20.07	21.36	22.64	23.93	25.21
60	2.30	3.71	5.12	6.54	7.95	9.36	10.77	12.19	13.60	15.01	16.43	17.84	19.25	20.67	22.08	23.49	24.90	26.32	27.73
66	2.53	4.08	5.63	7.19	8.74	10.30	11.85	13.40	14.96	16.51	18.07	19.62	21.17	22.73	24.28	25.84	27.39	28.94	30.50
72	2.79	4.51	6.23	7.95	9.67	11.39	13.11	14.83	16.55	18.27	19.99	21.71	23.42	25.14	26.86	28.58	30.30	32.02	33.74
78	3.06	4.95	6.83	8.72	10.60	12.48	14.37	16.25	18.14	20.02	21.91	23.79	25.68	27.56	29.44	31.33	33.21	35.10	36.98
84	3.34	5.40	7.45	9.51	11.56	13.62	15.67	17.73	19.78	21.84	23.89	25.95	28.00	30.06	32.11	34.17	36.23	38.28	40.34
90	3.55	5.73	7.92	10.10	12.28	14.47	16.65	18.84	21.02	23.20	25.39	27.57	29.75	31.94	34.12	36.31	38.49	40.67	42.86
96	3.76	6.07	8.38	10.69	13.01	15.32	17.63	19.94	22.26	24.57	26.88	29.19	31.50	33.82	36.13	38.44	40.75	43.07	45.38
102	4.02	6.50	8.97	11.45	13.92	16.40	18.88	21.35	23.83	26.30	28.78	31.25	33.73	36.20	38.68	41.15	43.63	46.11	48.58
108	4.29	6.93	9.57	12.21	14.85	17.49	20.13	22.78	25.42	28.06	30.70	33.34	35.98	38.62	41.26	43.90	46.54	49.18	51.82
114	4.56	7.37	10.17	12.98	15.78	18.59	21.39	24.20	27.01	29.81	32.62	35.42	38.23	41.03	43.84	46.65	49.45	52.26	55.06
120	4.80	7.76	10.71	13.66	16.62	19.57	22.53	25.48	28.44	31.39	34.35	37.30	40.26	43.21	46.16	49.12	52.07	55.03	57.98