

**5WDRL STATIONARY WIND DRIVEN RAIN RESISTANT LOUVER**

**STANDARD CONSTRUCTION**

**FRAME**

5" deep, 6063-T5 extruded aluminum.  
.081" nominal wall thickness.

**BLADES**

6063-T5 extruded aluminum.  
.081" nominal wall thickness.  
Double Drainable, sight-proof blades  
spaced on approximately 2.125" centers.

**SCREEN**

3/4" x .051" thick, flattened expanded metal,  
aluminum bird screen in removable frame.  
Screen will add approximately 1/2" to the  
depth of the louver.

**FINISH**

Mill

**MINIMUM LOUVER SIZE**

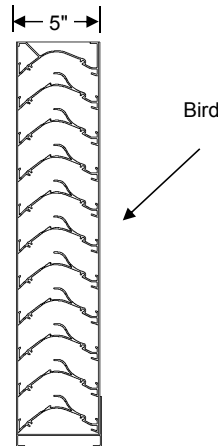
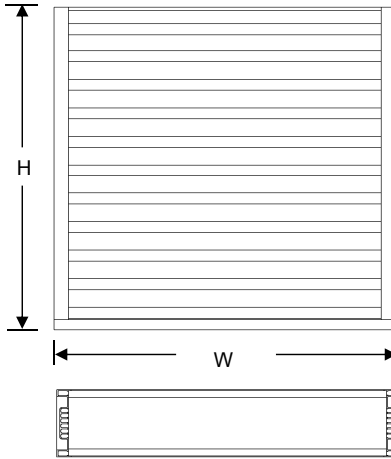
12"w x 12"h

**MAXIMUM LOUVER SIZE**

70 sq. ft. per section  
Single section size not to exceed 120"w x 84"h  
or 84"w x 120"h.  
Louvers exceeding maximum single section  
size will be built in multiple sections and require  
field assembly.

**BLADE BRACE SUPPORT ANGLES**

Depending on louver size, windload or other  
special requirements, louvers will have rear  
mounted blade support angles that will increase  
overall depth of the louver.



**STANDARD FEATURES**

- Special blade design and close spacing minimizes penetration of Wind-Driven Rain for excellent weather protection.
- Tested in accordance with AMCA 500-L Laboratory Methods of testing Wind-driven Rain Performance.
- Published performance ratings data based on testing in accordance with AMCA Publication 511
- 52% Free Area.
- Aluminum construction providing high resistance to corrosion.

**OPTIONS AVAILABLE**

Options available at additional cost include:

- Sill Extension/Head Flashing.
- Hinged Frame/ Channel Subframe.
- Security Bars.
- Filter Rack.
- Bird/Insect screens. (See Screen Submittal)
- Blank-off Panels. (Standard or insulated)

**FINISHES**

- Baked Enamel.
- Kynar.
- Prime coat.
- Clear and Color Anodized. (Some variation in Anodized color consistency is possible)

**Contact Air Performance for any additional information or special requirements**

**Note: Louvers built 1/4" smaller than opening size given.**

QTY	OPENING SIZE (inches)		OPTIONS	TAG
	WIDTH (W)	HEIGHT (H)		

PROJECT: \_\_\_\_\_

CONTRACTOR: \_\_\_\_\_

LOCATION: \_\_\_\_\_

REPRESENTATIVE: \_\_\_\_\_

DATE: \_\_\_\_\_

ARCHITECT/ENGR: \_\_\_\_\_

# 5WDRL PERFORMANCE DATA SHEET



Air Performance certifies that louver shown herein is licensed to bear the AMCA Seal. Ratings shown are based on tests and procedures performed in accordance with AMCA Publication 511 and comply with the requirements of the AMCA Certified Ratings Program. The AMCA Certified Ratings seal applies to air performance, water penetration, and wind-driven rain ratings only.

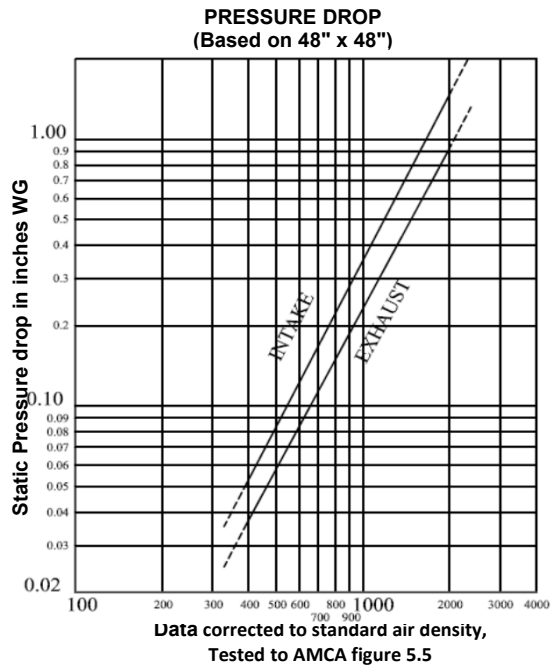
## WIND-DRIVEN RAIN PERFORMANCE

Test size is 39.375" x 39.375" Core Area

Wind Velocity (mph)	Rain Fall Rate (in./hr.)	Core Velocity fpm	Airflow cfm	Free Area Velocity fpm	Effectiveness	Class	Discharge Loss Class
29	3	279	3009	476	99.1	A	2
29	3	369	3972	628	97.8	B	2

Discharge Loss Coefficient Classifications	
Class	Discharge Loss Coefficient
1	0.4 and Above
2	0.3 to 0.399
3	0.2 to 0.299
4	0.199 and Below

Wind-driven Rain Penetration Classes	
Class	Effectiveness
A	1 to 0.99
B	0.989 to 0.95
C	0.949 to 0.80
D	Below 0.80



## 5WDRL FREE AREA CHART

(Free Area Chart shows free area in ft<sup>2</sup>)

LOUVER WIDTH IN INCHES

LOUVER HEIGHT IN INCHES	LOUVER WIDTH IN INCHES																		
	12	18	24	30	36	42	48	54	60	66	72	78	84	90	96	102	108	114	120
12	0.29	0.47	0.65	0.82	1.00	1.18	1.36	1.54	1.71	1.89	2.07	2.25	2.43	2.61	2.78	2.96	3.14	3.32	3.50
18	0.53	0.85	1.18	1.50	1.83	2.15	2.48	2.80	3.13	3.45	3.78	4.10	4.43	4.75	5.08	5.40	5.73	6.05	6.38
24	0.79	1.28	1.77	2.25	2.74	3.23	3.72	4.20	4.69	5.18	5.67	6.15	6.64	7.13	7.62	8.10	8.59	9.08	9.57
30	1.06	1.71	2.36	3.01	3.66	4.31	4.96	5.61	6.26	6.91	7.56	8.21	8.86	9.51	10.16	10.81	11.46	12.11	12.76
36	1.30	2.10	2.90	3.70	4.50	5.30	6.10	6.90	7.70	8.50	9.30	10.10	10.90	11.70	12.50	13.30	14.10	14.90	15.70
42	1.54	2.49	3.43	4.38	5.33	6.27	7.22	8.17	9.11	10.06	11.01	11.95	12.90	13.85	14.79	15.74	16.69	17.64	18.58
48	1.78	2.87	3.96	5.06	6.15	7.25	8.34	9.43	10.53	11.62	12.72	13.81	14.90	16.00	17.09	18.18	19.28	20.37	21.47
54	2.02	3.27	4.52	5.76	7.01	8.25	9.50	10.75	11.99	13.24	14.48	15.73	16.97	18.22	19.47	20.71	21.96	23.20	24.45
60	2.29	3.70	5.11	6.51	7.92	9.33	10.74	12.15	13.56	14.96	16.37	17.78	19.19	20.60	22.01	23.41	24.82	26.23	27.64
66	2.55	4.12	5.69	7.26	8.82	10.39	11.96	13.53	15.10	16.67	18.24	19.81	21.37	22.94	24.51	26.08	27.65	29.22	30.79
72	2.79	4.51	6.23	7.94	9.66	11.38	13.10	14.82	16.53	18.25	19.97	21.69	23.40	25.12	26.84	28.56	30.28	31.99	33.71
78	3.03	4.89	6.76	8.62	10.49	12.35	14.22	16.08	17.95	19.81	21.68	23.54	25.41	27.27	29.13	31.00	32.86	34.73	36.59
84	3.27	5.27	7.28	9.29	11.30	13.31	15.32	17.33	19.34	21.35	23.36	25.37	27.38	29.39	31.40	33.41	35.42	37.43	39.44
90	3.52	5.69	7.85	10.02	12.19	14.35	16.52	18.69	20.85	23.02	25.19	27.35	29.52	31.69	33.85	36.02	38.19	40.35	42.52
96	3.78	6.11	8.44	10.77	13.10	15.43	17.76	20.09	22.42	24.75	27.08	29.41	31.73	34.06	36.39	38.72	41.05	43.38	45.71
102	4.04	6.52	9.01	11.49	13.97	16.46	18.94	21.43	23.91	26.40	28.88	31.37	33.85	36.33	38.82	41.30	43.79	46.27	48.76
108	4.28	6.91	9.54	12.17	14.80	17.43	20.06	22.69	25.33	27.96	30.59	33.22	35.85	38.48	41.11	43.75	46.38	49.01	51.64
114	4.51	7.29	10.07	12.85	15.63	18.41	21.18	23.96	26.74	29.52	32.30	35.07	37.85	40.63	43.41	46.19	48.97	51.74	54.52
120	4.75	7.68	10.60	13.53	16.45	19.38	22.30	25.23	28.15	31.08	34.00	36.93	39.85	42.78	45.70	48.63	51.55	54.48	57.40