

7WDRL-V STATIONARY LOUVER

STANDARD CONSTRUCTION:

Frame: 6063-T6 extruded aluminum, 7" depth, 0.081" nominal wall thickness.

Front Blade: 6063-T6 extruded aluminum, 0.068" nominal wall thickness, blades positioned on 3.75" centers.

Rear Blade: 6063-T6 extruded aluminum, 0.080" nominal wall thickness, blades positioned on 1.50" centers

Birdscreen: 1/2" X 0.063" intercrimped aluminum mesh in removable frame.

Finish: Mill

Minimum size: 12"W X 12"H

Maximum Single Section: 120"W X 84"H or 84"W X 120"H. Louvers exceeding max single section size will be built in multiple sections and require field assembly

Options:


- Extended sill
- Insect screen and bird screen (various options of screen types)
- Filter racks
- Security bars
- Blank-off, alum., non-insulated, sheet panels with various thickness options
- Blank-off, alum., insulated with various r value & thickness options, encapsulated within sheet panels with various metal thickness options.

Performance:

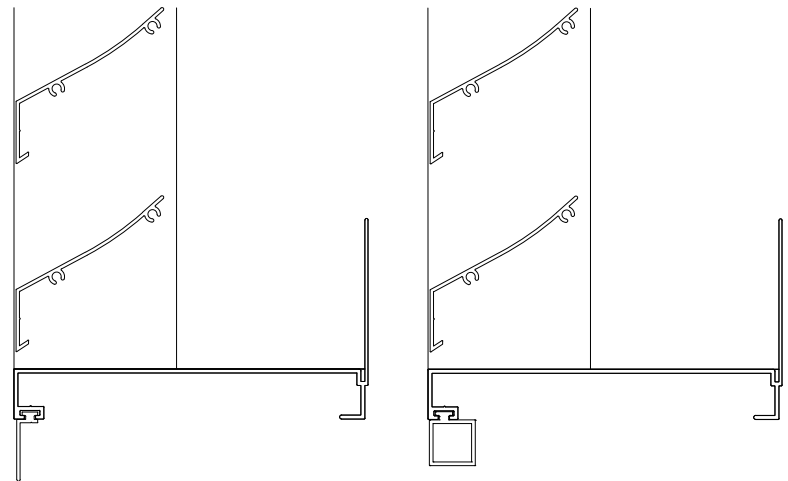

- 47.31% Free area
- Wind Driven Rain "A" Rating

Available Finishes:

- Kynar (2 coat & 3 coat)
- Prime coat
- Clear and color anodize



Air Performance, LLC. certifies that the product line shown herein is licensed to bear the AMCA seal. The ratings shown are based on tests and procedures performed in accordance with AMCA publication 511 and comply with the requirements of the AMCA certified ratings program. The AMCA certified rating seal applies to water penetration, air performance, and wind driven rain ratings for rectangular louvers only.



FLANGE ADAPTER OPTION

GLAZING ADAPTER OPTION
 (OTHER GLAZING OPTIONS AVAILABLE)

7WDRL-V LOUVER PERFORMANCE DATA

WIND-DRIVEN RAIN PERFORMANCE

(BASED ON 39.375" X 39.375" LOUVER)

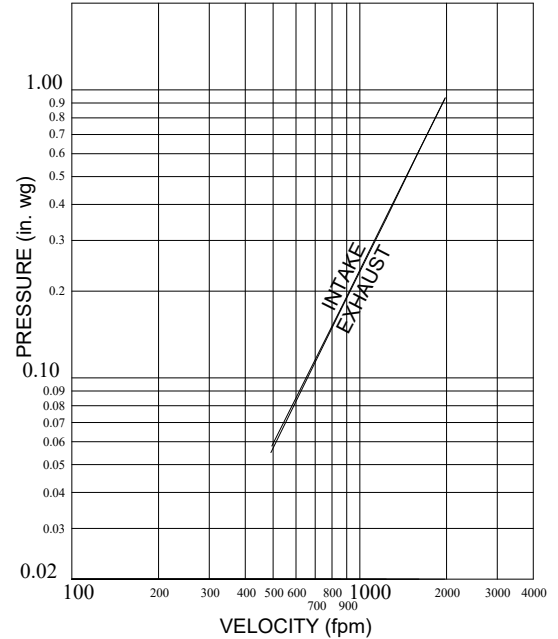
| Wind Velocity (mph) | Rain Fall Rate (in/hr) | Core Velocity (fpm) | Air Flow (cfm) | Free Area Velocity (fpm) | Effectiveness Ratio | Class | Discharge Loss Class |
|---------------------|------------------------|---------------------|----------------|--------------------------|---------------------|-------|----------------------|
| 29 | 3 | 777 | 8371 | 1694 | 99.3 | A | 3 |
| 29 | 3 | 990 | 10655 | 2158 | 95.2 | B | 3 |
| 50 | 8 | 564 | 6074 | 1229 | 99.5 | A | 3 |
| 50 | 8 | 782 | 8423 | 1705 | 97.7 | B | 3 |

| Wind-Driven Rain Penetration Class | | Discharge Loss Coefficient Class | |
|------------------------------------|---------------|----------------------------------|----------------------------|
| Class | Effectiveness | Class | Discharge Loss Coefficient |
| A | 1 to 0.99 | 1 | 0.4 and Above |
| B | 0.989 to 0.95 | 2 | 0.3 to 0.399 |
| C | 0.949 to 0.80 | 3 | 0.2 to 0.299 |
| D | Below 0.80 | 4 | 0.199 and Below |

* Beginning point of WATER PENETRATION lies above
947.6 fpm

PRESSURE DROP

(BASED ON 48" X 48" LOUVER)



Air Performance, LLC. certifies that the product line shown herein is licensed to bear the AMCA seal. The ratings shown are based on tests and procedures performed in accordance with AMCA publication 511 and comply with the requirements of the AMCA certified ratings program. The AMCA certified rating seal applies to water penetration, air performance, and wind driven rain ratings for rectangular louvers only.



7WDRL-V FREE AREA CHART
 LOUVER WIDTH (IN)

$\frac{\text{CFM}}{\text{AIR FLOW VOLUME}} / \frac{\text{FPM}}{\text{FREE AREA VELOCITY @ BEGINNING POINT OF WATER PENETRATION}} = \frac{\text{SQFT}}{\text{REQUIRED LOUVER FREE AREA}}$

SELECT LOUVER SIZE FROM FREE AREA CHART BELOW, BASED ON REQUIRED LOUVER FREE AREA ABOVE

DETERMINE PRESSURE DROP FROM PRESSURE DROP CHART BASED ON REQUIRED LOUVER FREE AREA

| LOUVER HEIGHT (IN) | LOUVER WIDTH (IN) | | | | | | | | | | | | | | | | | | |
|--------------------|-------------------|------|------|-------|-------|-------|-------|-------|-------|-------|-------|-------|-------|-------|-------|-------|-------|-------|-------|
| | 12 | 18 | 24 | 30 | 36 | 42 | 48 | 54 | 60 | 66 | 72 | 78 | 84 | 90 | 96 | 102 | 108 | 114 | 120 |
| 12 | 0.27 | 0.45 | 0.64 | 0.82 | 1.00 | 1.19 | 1.37 | 1.55 | 1.74 | 1.92 | 2.10 | 2.29 | 2.47 | 2.65 | 2.84 | 3.02 | 3.20 | 3.39 | 3.57 |
| 18 | 0.46 | 0.78 | 1.10 | 1.41 | 1.73 | 2.05 | 2.36 | 2.68 | 3.00 | 3.31 | 3.63 | 3.95 | 4.26 | 4.58 | 4.90 | 5.21 | 5.53 | 5.85 | 6.16 |
| 24 | 0.66 | 1.11 | 1.56 | 2.01 | 2.46 | 2.91 | 3.36 | 3.81 | 4.26 | 4.71 | 5.16 | 5.61 | 6.06 | 6.51 | 6.96 | 7.41 | 7.86 | 8.31 | 8.76 |
| 30 | 0.85 | 1.44 | 2.02 | 2.60 | 3.19 | 3.77 | 4.35 | 4.94 | 5.52 | 6.10 | 6.69 | 7.27 | 7.85 | 8.44 | 9.02 | 9.60 | 10.19 | 10.77 | 11.35 |
| 36 | 1.05 | 1.77 | 2.48 | 3.20 | 3.92 | 4.63 | 5.35 | 6.07 | 6.78 | 7.50 | 8.22 | 8.93 | 9.65 | 10.37 | 11.08 | 11.80 | 12.52 | 13.23 | 13.95 |
| 42 | 1.25 | 2.10 | 2.95 | 3.80 | 4.65 | 5.50 | 6.35 | 7.20 | 8.05 | 8.90 | 9.75 | 10.60 | 11.45 | 12.30 | 13.15 | 14.00 | 14.85 | 15.70 | 16.55 |
| 48 | 1.44 | 2.42 | 3.41 | 4.39 | 5.37 | 6.36 | 7.34 | 8.32 | 9.31 | 10.29 | 11.27 | 12.26 | 13.24 | 14.22 | 15.21 | 16.19 | 17.17 | 18.16 | 19.14 |
| 54 | 1.64 | 2.75 | 3.88 | 4.99 | 6.10 | 7.22 | 8.34 | 9.45 | 10.57 | 11.69 | 12.80 | 13.92 | 15.04 | 16.15 | 17.27 | 18.39 | 19.50 | 20.62 | 21.74 |
| 60 | 1.83 | 3.08 | 4.33 | 5.58 | 6.83 | 8.08 | 9.33 | 10.58 | 11.83 | 13.08 | 14.33 | 15.58 | 16.83 | 18.08 | 19.33 | 20.58 | 21.83 | 23.08 | 24.33 |
| 66 | 2.03 | 3.41 | 4.79 | 6.18 | 7.56 | 8.94 | 10.33 | 11.71 | 13.09 | 14.48 | 15.86 | 17.24 | 18.63 | 20.01 | 21.39 | 22.78 | 24.16 | 25.54 | 26.93 |
| 72 | 2.22 | 3.74 | 5.26 | 6.77 | 8.29 | 9.81 | 11.32 | 12.84 | 14.36 | 15.87 | 17.39 | 18.91 | 20.42 | 21.94 | 23.46 | 24.97 | 26.49 | 28.01 | 29.52 |
| 78 | 2.42 | 4.07 | 5.72 | 7.37 | 9.02 | 10.67 | 12.32 | 13.97 | 15.62 | 17.27 | 18.92 | 20.57 | 22.22 | 23.87 | 25.52 | 27.17 | 28.82 | 30.47 | 32.12 |
| 84 | 2.61 | 4.40 | 6.18 | 7.96 | 9.75 | 11.53 | 13.31 | 15.10 | 16.88 | 18.66 | 20.45 | 22.23 | 24.01 | 25.80 | 27.58 | 29.36 | 31.15 | 32.93 | 34.71 |
| 90 | 2.81 | 4.73 | 6.64 | 8.56 | 10.48 | 12.39 | 14.31 | 16.23 | 18.14 | 20.06 | 21.98 | 23.89 | 25.81 | 27.73 | 29.64 | 31.56 | 33.48 | 35.39 | 37.31 |
| 96 | 3.00 | 5.05 | 7.10 | 9.15 | 11.20 | 13.25 | 15.30 | 17.35 | 19.40 | 21.45 | 23.50 | 25.55 | 27.60 | 29.65 | 31.70 | 33.75 | 35.80 | 37.85 | 39.90 |
| 102 | 3.20 | 5.38 | 7.57 | 9.75 | 11.93 | 14.12 | 16.30 | 18.48 | 20.67 | 22.85 | 25.03 | 27.22 | 29.40 | 31.58 | 33.77 | 35.95 | 38.13 | 40.32 | 42.50 |
| 108 | 3.40 | 5.71 | 8.03 | 10.35 | 12.66 | 14.98 | 17.30 | 19.61 | 21.93 | 24.25 | 26.56 | 28.88 | 31.20 | 33.51 | 35.83 | 38.15 | 40.46 | 42.78 | 45.10 |
| 114 | 3.59 | 6.04 | 8.49 | 10.94 | 13.39 | 15.84 | 18.29 | 20.74 | 23.19 | 25.64 | 28.09 | 30.54 | 32.99 | 35.44 | 37.89 | 40.34 | 42.79 | 45.24 | 47.69 |
| 120 | 3.79 | 6.37 | 8.95 | 11.54 | 14.12 | 16.70 | 19.29 | 21.87 | 24.45 | 27.04 | 29.62 | 32.20 | 34.79 | 37.37 | 39.95 | 42.54 | 45.12 | 47.70 | 50.29 |