Air Performance

P.O. BOX 86
159 GENCO DRIVE
HARTFORD, AL 36344
PHONE: (334)-588-0070
FAX:(334)-588-0071

DCFL-D-6 STATIONARY LOUVER

STANDARD CONSTRUCTION:



Frame: 6063-T6 extruded aluminum, 6.20" depth, .125" nominal wall thickness.

Blade: 6063-T6 extruded aluminum, 0.081" nominal wall thickness, blades positioned at 37 degree angle on 4.64" centers.

Birdscreen: 1/2" X 0.063" intercrimped aluminum mesh in removable frame.

Finish: Mill

Minimum size: 12"W X 12"H

Maximum Single Section: 72"W X 72"H . Louvers exceeding max single section size will be built in multiple sections and require field assembly

Options:

- ☐ Extended sill
- ☐ Insect screen and bird screen(various options of screen types)
- ☐ Filter racks
- ☐ Security bars
- ☐ Blank-off, alum., non-insulated, sheet panels with various thickness options
- ☐ blank-off, alum., insulated with various r value & thickness options, encapsulated within sheet panels with various metal thickness options.

Performance:

-51.50% Free area
-Beginning point of water penetration Lies above 922 fpm

Available Finishes:

O Kynar (2 coat & 3 coat)
O Prime coat
O Clear and color anodize

Air Performance, LLC. certifies that the product line shown herein is licensed to bear the AMCA seal. The ratings shown are based on tests and procedures performed in accordance with AMCA publication 511 and comply with the requirements of the AMCA certified ratings program. The AMCA certified rating seal applies to water penetration and air performance ratings for rectangular louvers only.



MIAMI-DAD COUNTY, Florida notice of acceptance #: 26-0428.03 (Expires 01/17/32)

Max design pressure rating
+150, -150 psf
Large missle impact resistance

Test in accordance with
AMCA 540

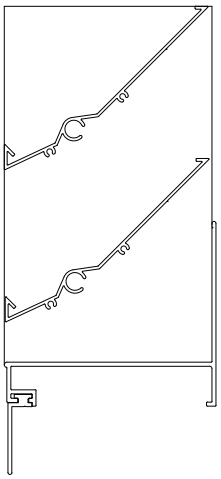

FLANGE ADAPTER OPTION

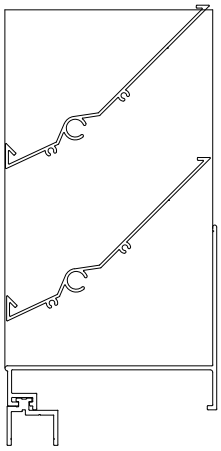

GLAZING ADAPTER OPTION
(OTHER GLAZING OPTIONS AVAILABLE)

Revised: 11/24/2026

Air Performance

P.O. BOX 86
159 GENCO DRIVE
HARTFORD, AL 36344
PHONE: (334)-588-0070
FAX:(334)-588-0071

DCFL-D-6 LOUVER PERFORMANCE DATA

WATER PENETRATION

(BASED ON 48" X 48" LOUVER)

AMCA DEFINES THE BEGINNING POINT OF WATER PENETRATION AS THE FREE AREA VELOCITY AT WHICH .01 OUNCES OR LESS OF WATER PER SQUARE FOOT OF LOUVER FREE AREA IS MEASURED TO PASS THROUGH A 48" X 48" LOUVER DURING A 15 MINUTE PERIOD. THE AMCA WATER PENETRATION TEST PROVIDES TEST DATA FOR THE COMPARISON OF LOUVER DESIGNS AS TO EFFICIENCY IN RESISTING THE PENETRATION OF RAINFALL UNDER SPECIFIC LABORATORY TEST CONDITIONS

WATER PENETRATION

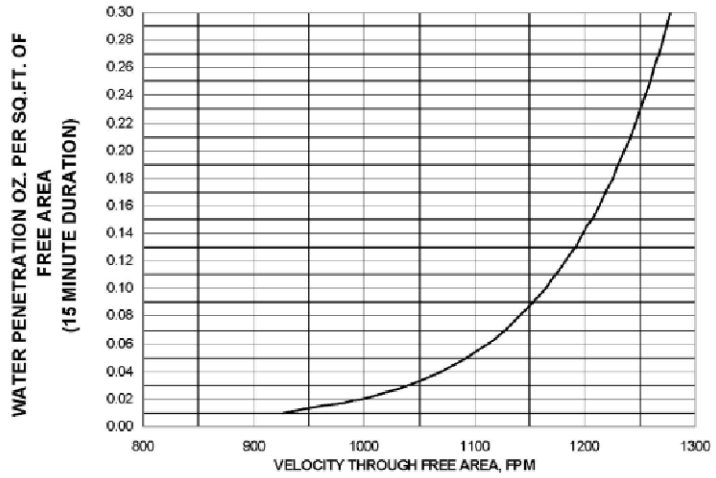

* Beginning point of WATER PENETRATION lies above

922 fpm

PRESSURE DROP

(BASED ON 48" X 48" LOUVER)

AIR FLOW RESISTANCE

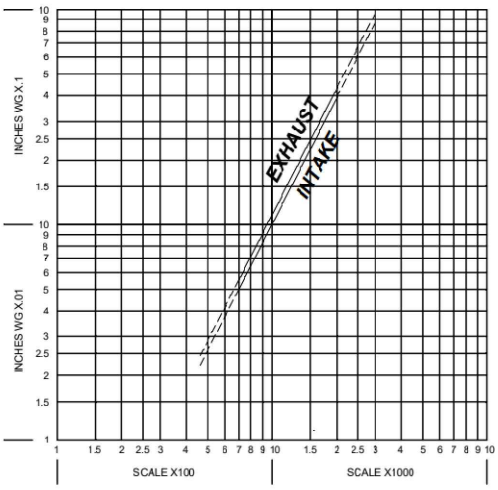

PRESSURE DROP
INTAKE & EXHAUST

FREE AREA VELOCITY (FT/MIN)

Based on STANDARD AIR- .075 lb. per cubic foot.
Ratings do not include the effects of screen.

SIZE TESTED: 48" X 48"

_____CFM / _____FPM = _____SQFT
AIR FLOW VOLUME — FREE AREA VELOCITY @ BEGINNING POINT OF WATER PENETRATION — REQUIRED LOUVER FREE AREA
SELECT LOUVER SIZE FROM FREE AREA CHART BELOW, BASED ON REQUIRED LOUVER FREE AREA ABOVE
DETERMINE PRESSURE DROP FROM PRESSURE DROP CHART BASED ON REQUIRED LOUVER FREE AREA

Air Performance, LLC. certifies that the product line shown herein is licensed to bear the AMCA seal. The ratings shown are based on tests and procedures performed in accordance with AMCA publication 511 and comply with the requirements of the AMCA certified ratings program. The AMCA certified rating seal applies to water penetration and air performance ratings for rectangular louvers only.

MODEL DCFL-D-6 FREE AREA CHART (SQUARE FEET)

Louver Height Inches	Louver Width Inches											Louver Height Inches
	12	18	24	30	36	42	48	54	60	66	72	
12	0.27	0.44	0.61	0.78	0.95	1.11	1.28	1.45	1.62	1.79	1.95	12
18	0.54	0.87	1.20	1.54	1.87	2.20	2.53	2.86	3.20	3.53	3.86	18
24	0.79	1.27	1.76	2.24	2.72	3.21	3.69	4.18	4.66	5.14	5.63	24
30	1.06	1.72	2.37	3.03	3.68	4.34	4.99	5.65	6.30	6.96	7.61	30
36	1.27	2.06	2.84	3.62	4.40	5.19	5.97	6.75	7.54	8.32	9.10	36
42	1.51	2.44	3.37	4.29	5.22	6.15	7.08	8.01	8.94	9.86	10.79	42
48	1.82	2.95	4.07	5.19	6.31	7.43	8.24	9.68	10.80	11.92	13.04	48
54	1.99	3.22	4.45	5.68	6.90	8.13	9.36	10.59	11.81	13.04	14.27	54
60	2.24	3.62	5.00	6.39	7.77	9.15	10.53	11.91	13.29	14.67	16.05	60
66	2.50	4.05	5.59	7.13	8.67	10.21	11.75	13.29	14.83	16.37	17.92	66
72	2.72	4.40	6.07	7.75	9.42	11.10	12.77	14.45	16.12	17.80	19.47	72

Revised: 11/24/2026